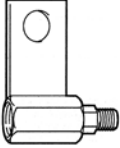
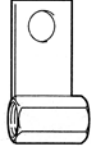
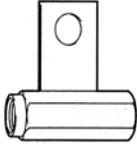
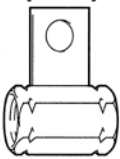
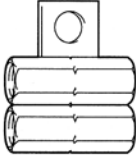
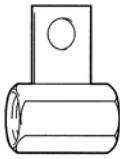

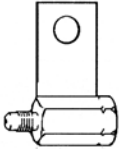
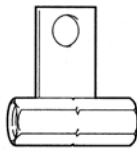
















POWER CABLE ADAPTERS

			APPLICATION (ALL MODELS OF TORCHES SHOWN)	CROSS REFERENCE	ORDER NUMBER
1PCA (53N43) 	15PCA (105Z57) 	21HPCA (2310-1879) 	CK80, CK90, CK100, CK110, CK24	53N43	1PCA
			CK9, CK130, CK150, GAS COOLED FLEX-LOC, CK17	105Z57	15PCA
			CKC150, CK210, CKA16, TL210, MT100	2310-1879	21HPCA
2PCA (45V11) 	M3PCA 	45V62 	CK180, CK200, CK230, CK300, CK350, CK510, WATER COOLED FLEX-LOC, CK18, CK20, CK24W, TL18, TL300	45V11	2PCA
			MT300, MT400, MT500	NONE	M3PCA
			CK26, TL26	45V62	45V62
APCA10 (2310-2101) 	APCA20 (2310-1824) 	APCA35 (2310-0735) 	CKA10	2310-2101	APCA10
			CKA20	2310-1824	APCA20
			CKA35, MT200	2310-0735	APCA35

TORCH BACKCAPS

ORDER NUMBER	APPLICATION (ALL MODELS OF TORCHES SHOWN)	CROSS REFERENCE	ORDER NUMBER
 200S  200M  200L	CK9, CK20, CK100, CK130, CK200, CK230, FL2L	41V33	200S
		41V35	200M
		41V24	200L
 300S  300M  300L	CK17, CK18, CK26, CK150, CKC150, CK210, CK300, CK350, CK510, FL3L, TL18, TL26, TL210, TL300	57Y04	300S
		34015	300M
		57Y02	300L
 514CCS  514CCL	CK510 (WITH 1/4" TUNGSTEN)	NONE	514CCS
			514CCL
 AS20  AM20  AL20	CKA10, CKA20	2304-0008	AS20
		2304-0009	AM20
		2304-0010	AL20
 AS35  AM35  AL35	MT100, MT200, MT300, MT400, MT500, CKA16, CKA35, FL3A	2304-0143	AS35
		2304-0144	AM35
		2304-0145	AL35

NOTE: FOR THE CKT200 TURBINE BACKCAPS SEE THE 9 SERIES TORCH HEAD CONSUMABLE PARTS.