



MT375 ^{AC}/_{DC}

TIG WELDING SYSTEM



POWER, PERFORMANCE & PRODUCTIVITY

- 375 Amp output
- Crisp 5 Amp arc starts
- Easy-to-use interface
- Includes the WC375 Dual-Pump Water Cooler
- Features our new Steady-Grip™ Foot Pedal

"I've come to expect nothing but the best from CK Worldwide, and this machine delivers. We use it daily in the shop, and it's been rock solid—reliable, easy to use, and exactly what my team and I need to get jobs done on time."

- R. Brown, FABRICATOR, 23 YEARS EXPERIENCE



PROFESSIONAL POWER & PERFORMANCE

With background testing performed by production welders and the best TIG welding professionals in the industry the MT375 delivers precision welding in a conveniently packaged system.

- High-performance dual voltage inverter for 230V and 460V
- Two dynamic welding modes: GTAW (TIG) and SMAW (Stick)
- Easy-to-use interface allows for quick setting adjustments
- Fully equipped with a dual pump water cooler and utility cart
- Patented Steady-Grip™ foot pedal quickly converts to fingertip amperage control

COMPLETE WELDING SYSTEM INCLUDES:

- MT375-AC/DC & Utility Cart
- WC375 Dual-pump Water Cooler
- TL18 Flex-Head Torch with 12.5' (3.8m) Super-Flex™ Cables TL18-12SF FX
- Dinse Connector SLWHAT-35
- Gas Saver™ Series 3 Accessories/Consumables Kit AK-3GS
- Steady-Grip™ Foot Pedal Amperage Control
- Ground Clamp with 12.5' (3.8m) Cable
- Single Flow Regulator
- Nylon Zipper Hose Cover CC-3-10
- 6' (1.8m) Gas Hose ARH-6
- Utility Cart



TUB FLEX-HEAD TORCH
TL18-12-SF FX

350 amp ACHF or DCSP @ 100%
Water-Cooled
Length: 8" (20.3cm)
Weight: 5 oz. (141gm)



Flexible torch neck for precise positioning



STEADY-GRIP FOOT PEDAL



SUPER-FLEX CABLES
12.5 feet (3.8m) long

NYLON ZIPPER HOSE COVER
CC-3-10



DINSE CONNECTOR SLWHAT-35



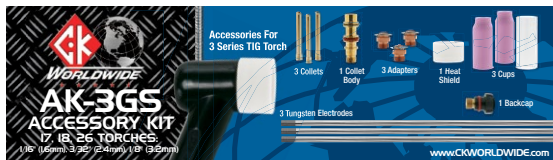
SINGLE-FLOW REGULATOR



GAS HOSE ARH-6
6 feet (1.8m)



GAS-SAVER KIT D3GS332



GROUND CLAMP
12.5 feet (3.8m)



PATENTED STEADY-GRIP FOOT PEDAL AMPERAGE CONTROL


CK Worldwide introduces the innovative 3-in-1 Steady-Grip Foot Pedal, engineered for unparalleled versatility in your workspace. Effortlessly remove the lid and extract the Steady-Grip to transform your foot pedal into a fingertip amperage controller in seconds! If you need a more low-profile setup, simply detach the pistol grip to convert your controller into our widely popular linear slide controller. This adaptability ensures you have the right tool for every task.

Steady-Grip™ Foot Pedal is compatible with other welding machines, see website for details.

www.CKWORLDWIDE.com



CONTROLS



Advanced technology with an easy-to-use interface, perfect for all welders, from the novice to the master craftsman

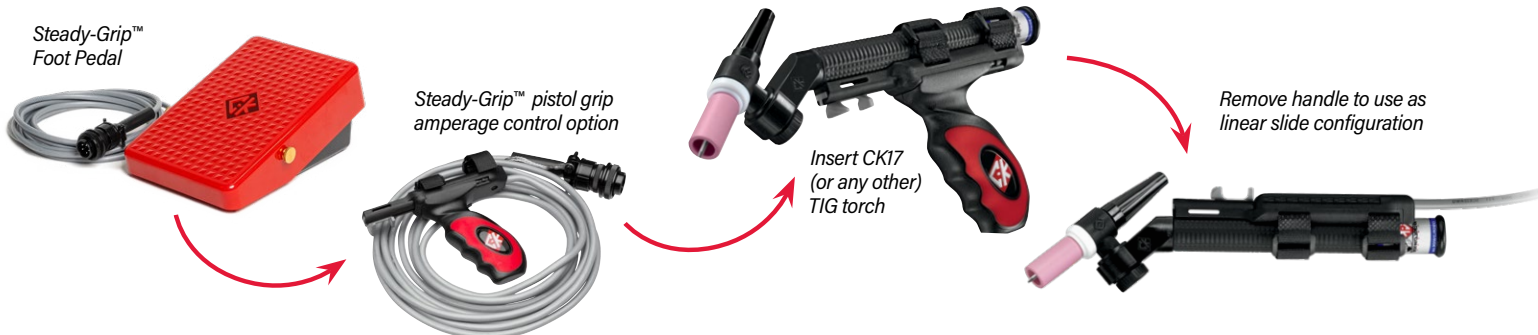


MT375 SPECIFICATIONS

| | |
|------------------------------|--|
| Input Voltage | 230VAC ±10%, 50/60Hz, single phase |
| | 460VAC ±10%, 50/60Hz, single phase |
| Input Current (I max)(I eff) | 230V: 44 Amps / 26 Amps |
| | 460V: 38 Amps / 23 Amps |
| Output Current Range GTAW | 230V: 5 - 275 Amps DC; 5 - 260 Amps AC |
| | 460V: 5 - 375 Amps DC; 5 - 360 Amps AC |
| Output Current Range SMAW | 230V: 10 - 200 Amps DC |
| | 460V: 10 - 300 Amps DC |
| Rated Output GTAW | 230V: 275 Amps @ 21.0 VDC, 35% duty cycle 260 Amps @ 20.4 VAC, 35% duty cycle |
| | 460V: 375 Amps @ 25.0 VDC, 35% duty cycle 360 Amps @ 24.2 VAC, 35% duty cycle |
| Rated Output SMAW | 230V: 200 Amps @ 28.0 VDC, 40% duty cycle |
| | 460V: 300 Amps @ 32.0 VDC, 40% duty cycle |
| Max. Open Circuit Volts | 84 volts |

| | |
|------------------------|--------------------------|
| Gas Pre-flow | 0.5 seconds |
| Gas Post-flow | 0.5 - 20 seconds |
| AC Frequency | 20 - 200 Hz |
| Pulse Frequency | 1 - 200 Hz |
| Pulse Width | 50% |
| Background Current | 10 - 100% |
| Arc Start | High Frequency |
| MT375 Dimensions | Height: 15 in. (381mm) |
| | Width: 10.5 in. (267mm) |
| | Length: 20.5 in. (521mm) |
| MT375 Weight | 82 lb. (37.2kg) |
| Full System Dimensions | Height: 45 in. (1143mm) |
| | Width: 20 in. (508mm) |
| | Length: 42 in. (1067mm) |
| System Weight | 170 lb. (77.1kg) |

PLEASE NOTE WHEN USING GENERATOR POWER: MINIMUM SUGGESTED POWER IS 15KVA @ 230 Volts



PHONE: 1.800.426.0877



MT375 ^{AC}/_{DC}

**POWER,
PERFORMANCE
& VERSATILITY**



WC375

DUAL-PUMP WATER COOLER

The WC375 water cooler included with the MT375 TIG welding system may also be purchased separately. The WC375 delivers maximum coolant flow due to the unit's twin pumps. Dual pumps work in tandem, one to pull coolant from system and one to push coolant into system maintaining proper volume of coolant. Twin fans insure maximum cooling on extra-large heat exchangers.

WC375 SPECIFICATIONS

| | |
|-----------------------|---|
| Input Voltage | 110VAC ±10%, 50/60Hz |
| Input Current (I max) | 5 Amps |
| BTU (max) | 14,200 |
| Coolant Capacity | 9 liters / 2.5 gallons |
| Coolant Type | Binzel® BTC-15 is recommended. 80% distilled water/20% organic coolant. |
| Unit Dimensions | Height: 18 in. (457mm) |
| | Width: 10.5 in. (267mm) |
| | Length: 24 in. (610mm) |

OTHER MT375 PACKAGE OPTIONS

| | |
|-----------------|--|
| MT375-AC/DC-25 | Complete package with extra-long 25' cables |
| MT375-AC/DC-AIR | MT375 with all accessories, CK26 (without water cooler and cart) |
| MT375-AC/DC-MO | Machine only (no accessories, water cooler, or foot pedal) |



CSA E60974-1



Phone: 1.800.426.0877 Fax: 1.800.327.5038
CK Worldwide, Inc. PO Box 1636, Auburn, WA 98071 USA

CONNECT WITH US ON:



TRADEMARK NOTICES:
Gas Saver™ Flex-Loc™ Super-Flex™ and Steady-Grip™
are trademarks of CK Worldwide Inc.

www.CKWORLDWIDE.com

©2024 CK Worldwide, Inc. ALL RIGHTS RESERVED.

FORM MT375 25-491 2/2025