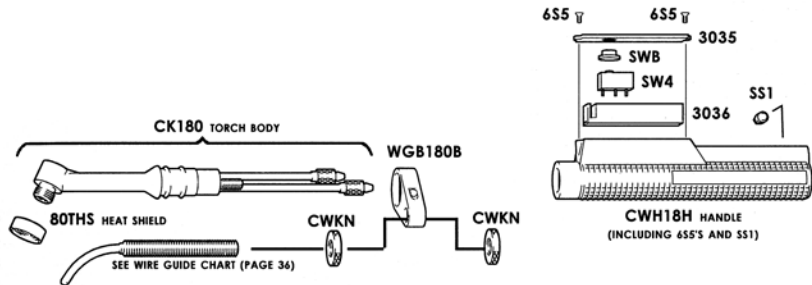
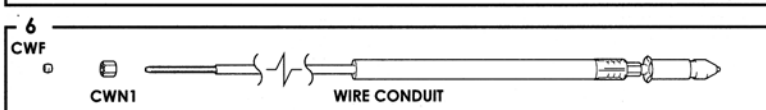

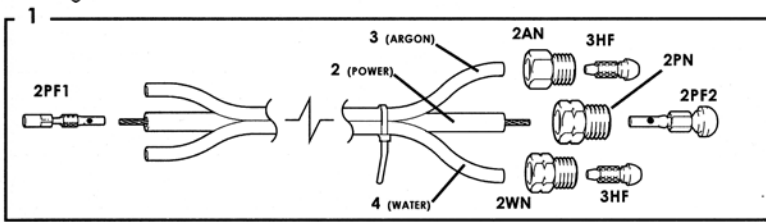


**CWH1812 WATER COOLED**

RATING @ 100% DUTY CYCLE: 180 AMP ACHF OR DCSP  
 HEAD ACCESSORIES: 8 SERIES (53NXX SERIES) (SEE PAGE 53)  
 POWER CABLE ADAPTOR: 2PCA (45V11)



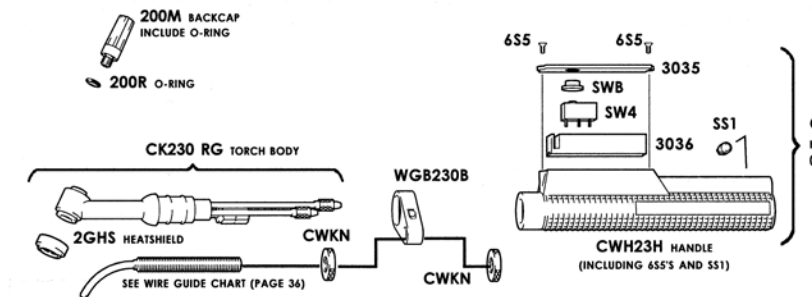
CWH18HA (5)  
 HANDLE ASSEMBLY  
 (INCLUDING 01-0127 AND SC-BULK)



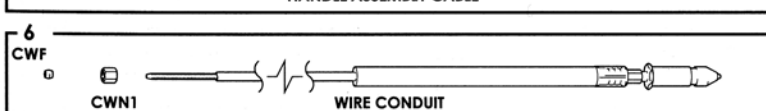
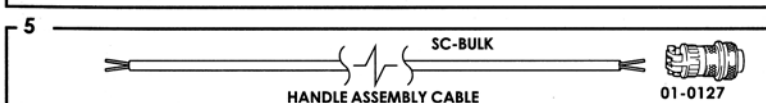
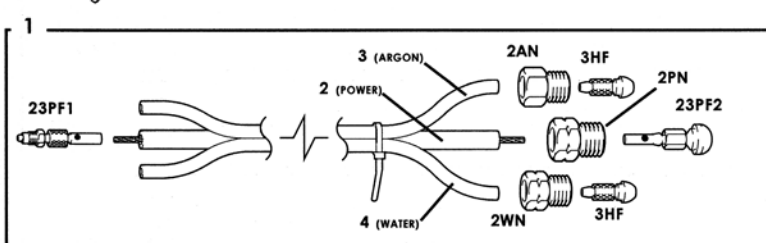
	STANDARD CABLES	SUPERFLEX CABLES
<b>1</b>	<b>TRI-FLEX POWER CABLES</b>	<b>3 PIECE ASSEMBLY</b>
	12-1/2 FT (3.8M): 212TF 25 FT (7.6M): 225TF	12-1/2 FT (3.8M): 212SF 25 FT (7.6M): 225SF
<b>2</b>	<b>POWER CABLE</b>	<b>POWER CABLE</b>
	12-1/2 FT (3.8M): 212PC 25 FT (7.6M): 225PC	12-1/2 FT (3.8M): 212PCSF 25 FT (7.6M): 225PCSF
<b>3</b>	<b>ARGON HOSE</b>	<b>ARGON HOSE</b>
	12-1/2 FT (3.8M): 212AH 25 FT (7.6M): 225AH	12-1/2 FT (3.8M): 212AHSF 25 FT (7.6M): 225AHSF
<b>4</b>	<b>WATER HOSE</b>	<b>WATER HOSE</b>
	12-1/2 FT (3.8M): 212WH 25 FT (7.6M): 225WH	12-1/2 FT (3.8M): 212WHSF 25 FT (7.6M): 225WHSF
<b>5</b>	<b>HANDLE ASSEMBLY</b>	
	CWH18HA	
<b>6</b>	<b>WIRE CONDUIT</b>	
	SEE CHART ON PAGE 36	

**CWH2312 WATER COOLED**

RATING @ 100% DUTY CYCLE: 300 AMP ACHF OR DCSP  
 HEAD ACCESSORIES: 2 SERIES (13NXX SERIES) (SEE PAGE 48)  
 POWER CABLE ADAPTOR: 2PCA (45V11)



CWH23HA (5)  
 HANDLE ASSEMBLY  
 (INCLUDING 01-0127 AND SC-BULK)



	STANDARD CABLES	SUPERFLEX CABLES
<b>1</b>	<b>TRI-FLEX POWER CABLES</b>	<b>3 PIECE ASSEMBLY</b>
	12-1/2 FT (3.8M): 2312TF 25 FT (7.6M): 2325TF	12-1/2 FT (3.8M): 2312SF 25 FT (7.6M): 2325SF
<b>2</b>	<b>POWER CABLE</b>	<b>POWER CABLE</b>
	12-1/2 FT (3.8M): 2312PC 25 FT (7.6M): 2325PC	12-1/2 FT (3.8M): 2312PCSF 25 FT (7.6M): 2325PCSF
<b>3</b>	<b>ARGON HOSE</b>	<b>ARGON HOSE</b>
	12-1/2 FT (3.8M): 212AH 25 FT (7.6M): 225AH	12-1/2 FT (3.8M): 212AHSF 25 FT (7.6M): 225AHSF
<b>4</b>	<b>WATER HOSE</b>	<b>WATER HOSE</b>
	12-1/2 FT (3.8M): 212WH 25 FT (7.6M): 225WH	12-1/2 FT (3.8M): 212WHSF 25 FT (7.6M): 225WHSF
<b>5</b>	<b>HANDLE ASSEMBLY</b>	
	CWH23HA	
<b>6</b>	<b>WIRE CONDUIT</b>	
	SEE CHART ON PAGE 36	