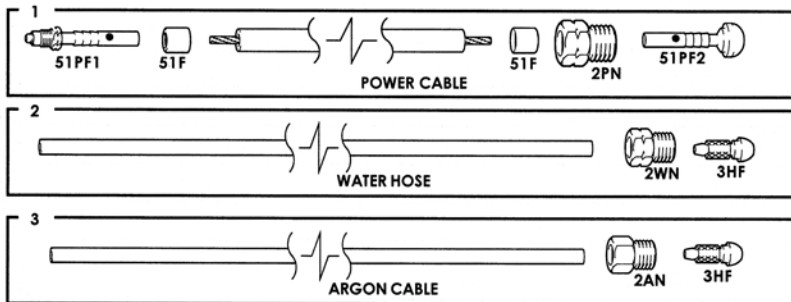
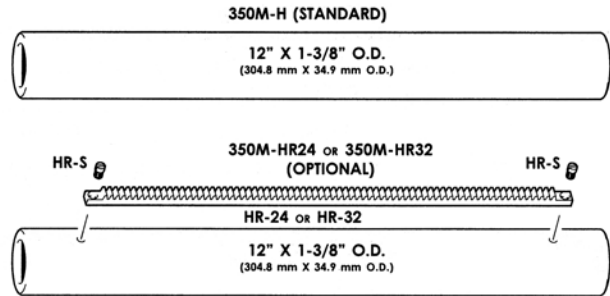
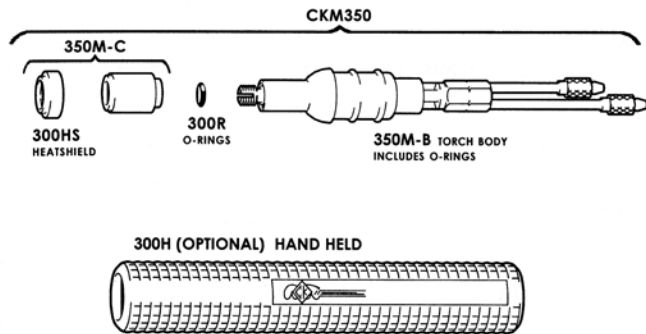


CKM350 WATER COOLED

RATING @ 100% DUTY CYCLE: 400 AMP ACHF OR DCSP
HEAD ACCESSORIES: MT SERIES (10NXX SERIES) (SEE PAGE 49)
POWER CABLE ADAPTOR: 2PCA (45V11)



	STANDARD CABLES	SUPERFLEX CABLES
	POWER CABLE	POWER CABLE
1	12-1/2 FT (3.8M): 512PC 25 FT (7.6M): 525PC	12-1/2 FT (3.8M): 512PCSF 25 FT (7.6M): 525PCSF
	WATER HOSE	WATER HOSE
2	12-1/2 FT (3.8M): 312WH 25 FT (7.6M): 325WH	12-1/2 FT (3.8M): 312WHSF 25 FT (7.6M): 325WHSF
	ARGON HOSE	ARGON HOSE
3	12-1/2 FT (3.8M): 312AH 25 FT (7.6M): 325AH	12-1/2 FT (3.8M): 312AHSF 25 FT (7.6M): 325AHSF

NOTES ON ORDERING MACHINE TORCHES

SHORT LEADS: For many installations, shorter power cable and hoses are required. You may specify any length power cable up to the standard 12-1/2 ft. length at no extra charge. Simply specify short leads and indicate your desired length at time of order. Since these are non stocked items check lead time.

RACKS: Two rack pitches are commonly used, 24 teeth per inch and 32 teeth per inch. To order geared racks installed on a barrel type machine torch, add the suffix -HR24 for the 24 pitch and -HR32 for the 32 pitch (i.e. CKM3512-HR32)

90° FITTINGS: 90° power cable fittings are available for use with MT series machine torches. These fittings change the power cable connection orientation to one parallel with the torch center of axis. Note: Two fittings are required for use with the MT300, MT400, and the MT500. Only one fitting is required for use with the MT100 and the MT200. Specify the desired quantity of fittings when you place your order.

