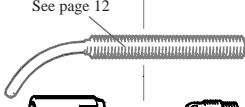
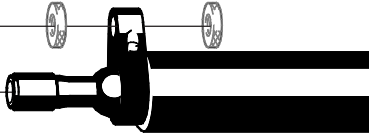


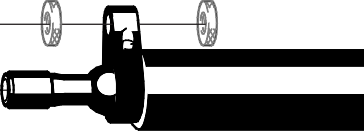











# HEAD ACCESSORIES:

## 2 SERIES: (CWM230)

CUP	COLLET BODY	COLLET	HEATSHIELD	TORCH
See page 12				
 <p><b>ALUMINA</b>            2A4 (13N08)            2A5 (13N09)            2A6 (13N10)            2A7 (13N11)            2A8 (13N12)            2A10 (13N13)</p>	 <p><b>STANDARD</b>            2CB20 (13N25)            2CB40 (13N26)            2CB116 (13N27)            2CB332 (13N28)            2CB418 (13N29)</p>	 <p><b>STANDARD</b>            2C20 (13N20)            2C40 (13N21)            2C116 (13N22)            2C332 (13N23)            2C418 (13N24)</p>	 <p><b>STANDARD</b>            2GHS (None)</p>	 <p><b>USED ON THE FOLLOWING CK TIG TORCH MODEL:</b>  CWM230</p>
 <p><b>CERAMIC</b>            2C4 (13N14)            2C5 (13N15)            2C6 (13N16)            2C7 (13N17)            2C8 (13N18)            2C10 (13N19)</p>		 <p><b>WEDGE</b>            2C040GS (None)            2C116GS (None)            2C332GS (None)            2C418GS (None)</p>		
		 <p><b>REVERSE</b>            6C20 (None)            6C40 (None)            6C116 (None)            6C332 (None)            6C418 (None)</p>		
 <p><b>ALUMINA</b>            2AG4 (53N58)            2AG5 (53N59)            2AG6 (53N60)            2AG7 (53N61)</p>	 <p><b>GAS LENS</b>            2GL20 (45V41)            2GL40 (45V42)            2GL116 (45V43)            2GL332 (45V44)            2GL418 (45V45)</p>	 <p><b>STANDARD</b>            See Above</p>	 <p><b>STANDARD</b>            See Above</p>	
		 <p><b>WEDGE</b>            See Above</p>		
		 <p><b>REVERSE</b>            See Above</p>		